



Ευρωπαϊκή Ένωση
Ευρωπαϊκό Κοινωνικό Ταμείο

Με τη συγχρηματοδότηση της Ελλάδας και της Ευρωπαϊκής Ένωσης



National Survey on Corruption in Greece - 2011

Summary presentation of survey results

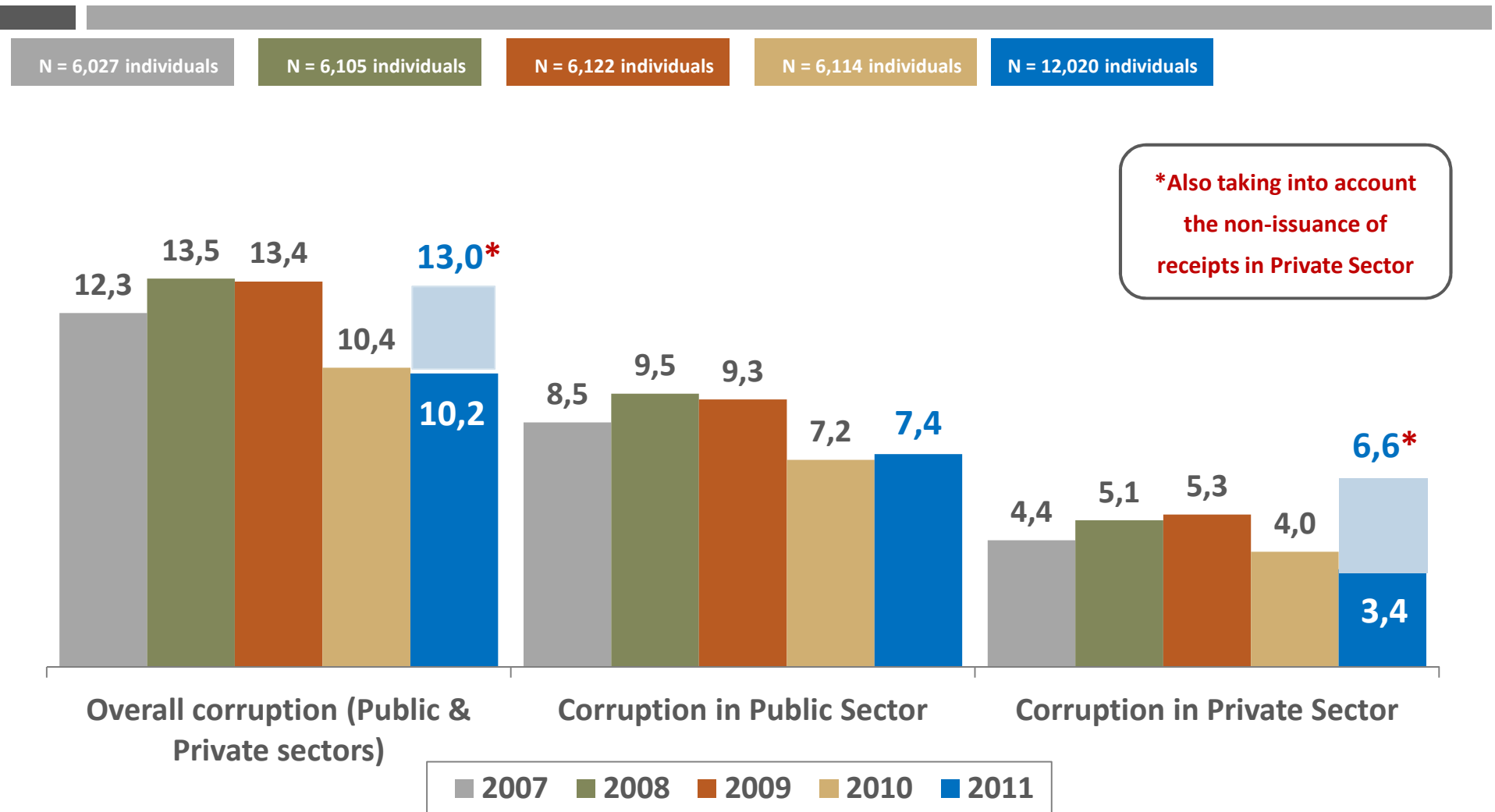
SURVEY PROFILE

COMPANY:	PUBLIC ISSUE
COMMISSIONED BY:	TRANSPARENCY INTERNATIONAL - GREECE
TYPE & METHOD:	Quantitative telephone survey, based on a structured questionnaire
POPULATION:	General population, aged 18 +
AREA:	Nationwide, including the Aegean and Ionian islands
SAMPLE SIZE:	The sample size is 12,020 individuals. The survey was carried out as follows: 21-26/11/11 1,021 individuals, 28-29/11/11 1,023, 29/11-7/12/11 2,009 and 7-27/12/11 7,967.
FIELDWORK PERIOD:	November 2011 – December 2011
SAMPLING METHOD:	Multi-stage stratified
STANDARD ERROR:	+/- 0.9% at a confidence interval of 95%
INTERVIEWERS:	53 interviewers and 4 supervisors

EXTENT OF CORRUPTION BY SECTOR, 2007-2011

Percentage (%) of households reporting instances of corruption

Base: Total sample



BREAKDOWN (%) OF CORRUPTION INSTANCES BY SECTOR, 2007 - 2011

Base: Replies only from those who in the past 12 months have been asked to pay a bribe in order for their affairs in the Public or Private sectors to be attended to more quickly or settled

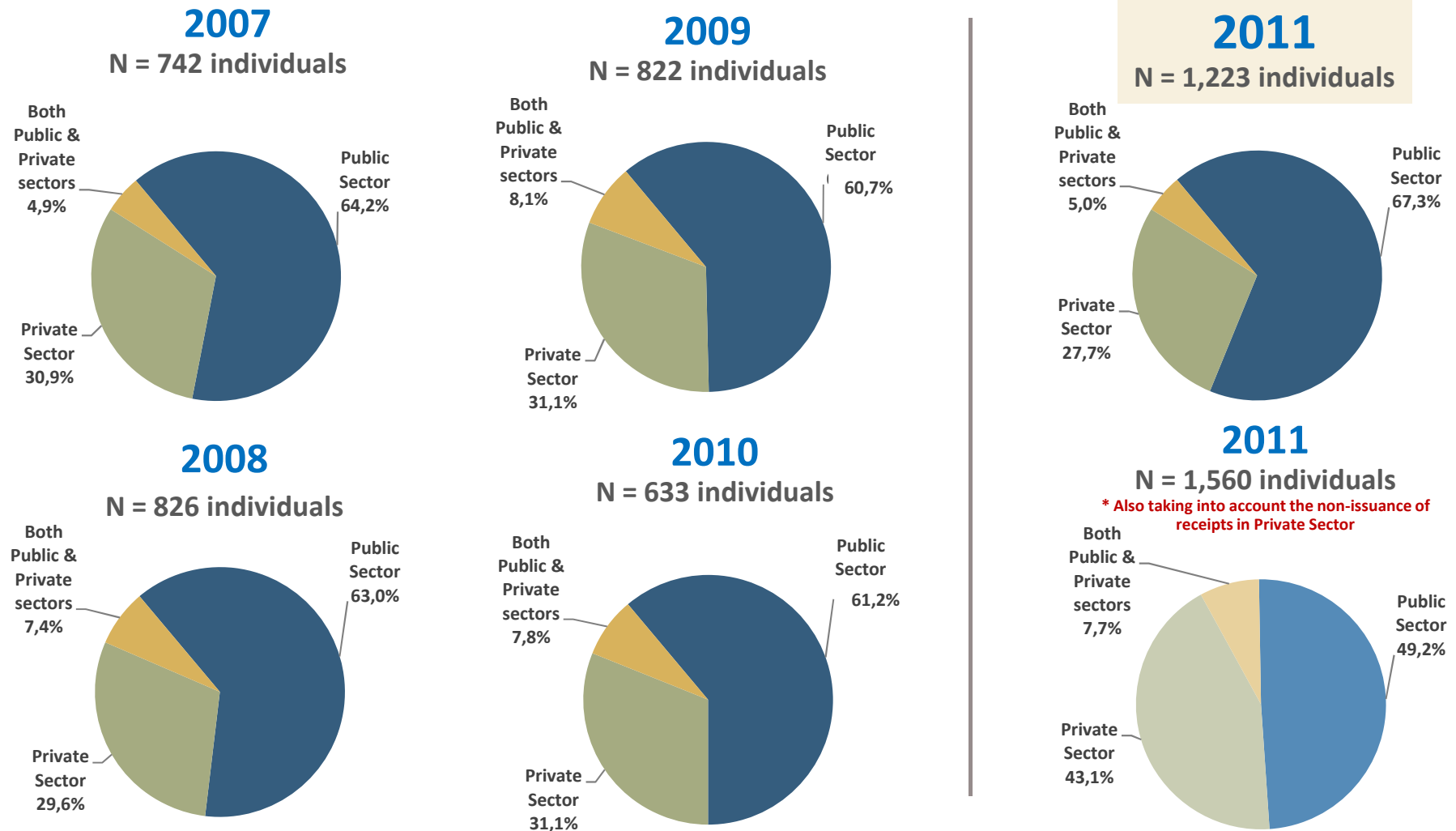


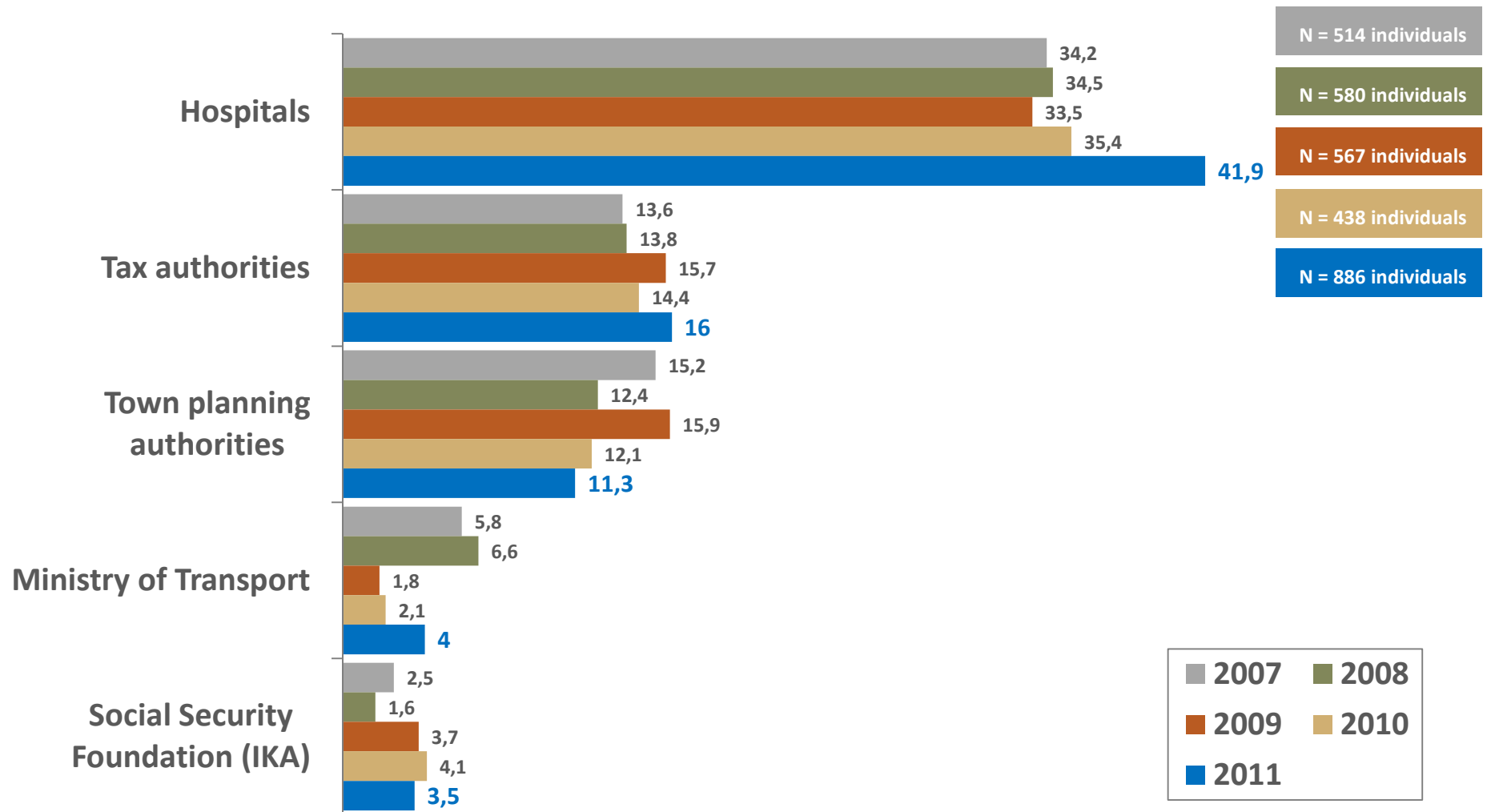
Figure 4

public issue

DEPARTMENT/SERVICE IN WHICH INSTANCES OF CORRUPTION IN THE PUBLIC SECTOR WERE REPORTED, 2007-2011 AS A PERCENTAGE OF ALL INSTANCES

Do you remember in which department/service this took place? (Spontaneous responses)

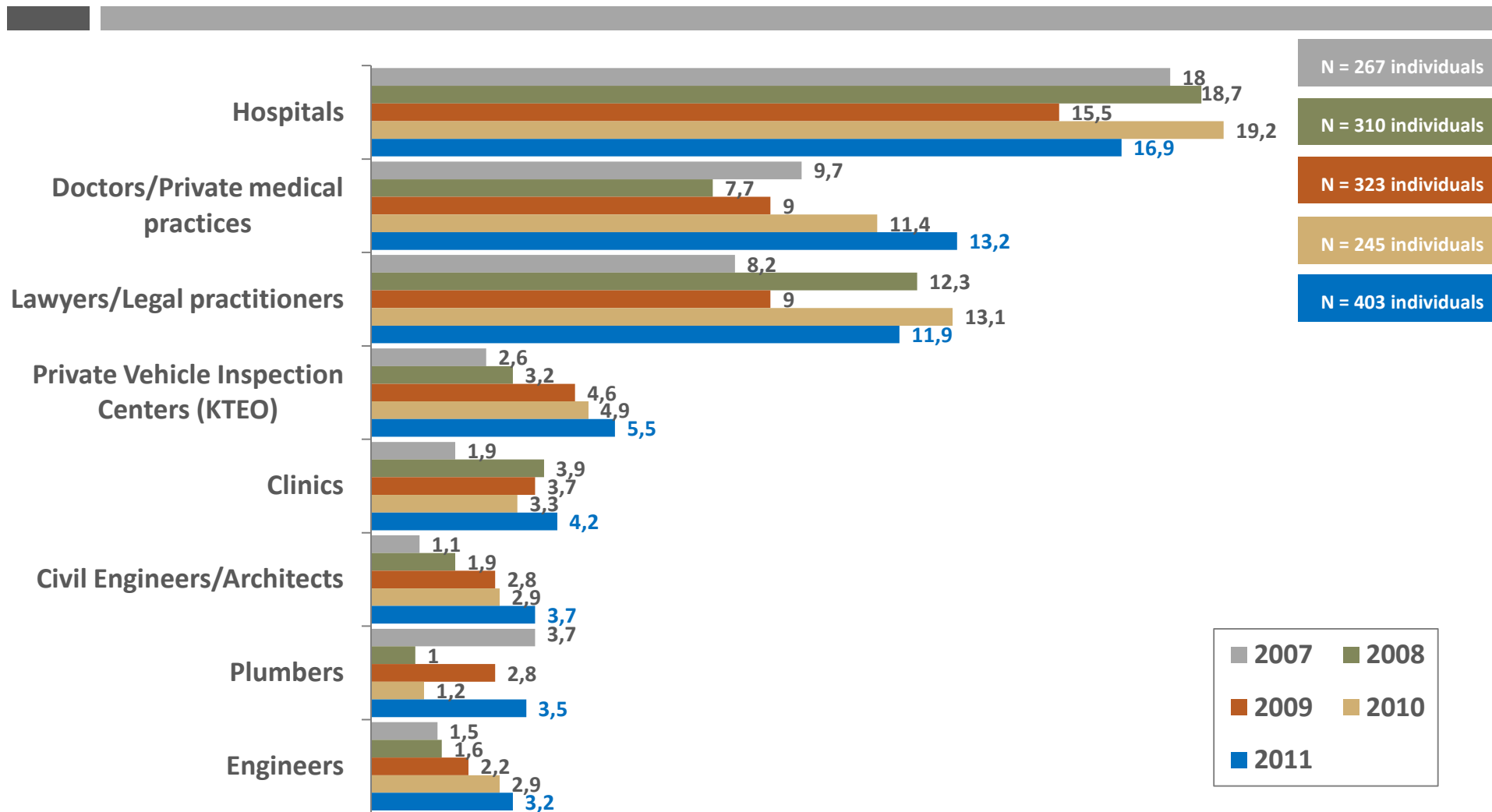
Replies only from those who have recently been asked to pay a bribe in order for their affairs to be attended to more quickly or settled



CATEGORY OF ENTERPRISE IN WHICH INSTANCES OF CORRUPTION IN THE PRIVATE SECTOR WERE REPORTED, 2007-2011 AS A PERCENTAGE OF ALL INSTANCES

Do you remember in which type of company/enterprise/profession or business branch this took place? (Spontaneous responses)

Replies only from those who have recently been asked to pay a bribe in order for their affairs to be attended to more quickly or settled



AVERAGE AMOUNT OF BRIBE REQUESTED (IN EURO) BY SECTOR, 2007 - 2011

Base: Respondents who report a specific amount

	Average bribe					Change 2010 - 2011	
	2007 (N=271)	2008 (N=320)	2009 (N=318)	2010 (N=273)	2011 (N=609)	In euro	%
Public Sector	1,313€	1,374€	1,355€	1,492€	1,399€	-93€	-6,6%
	Average bribe					Change 2010 - 2011	
	2007 (N=151)	2008 (N=162)	2009 (N=189)	2010 (N=137)	2011 (N=235)	In euro	%
Private Sector	1,554€	1,575€	1,671€	1,623€	1,406€	-217€	-15,4%

BREAKDOWN (%) OF TOTAL BRIBES REQUESTED BY SECTOR, 2007 - 2011

Base: Respondents who report a specific amount

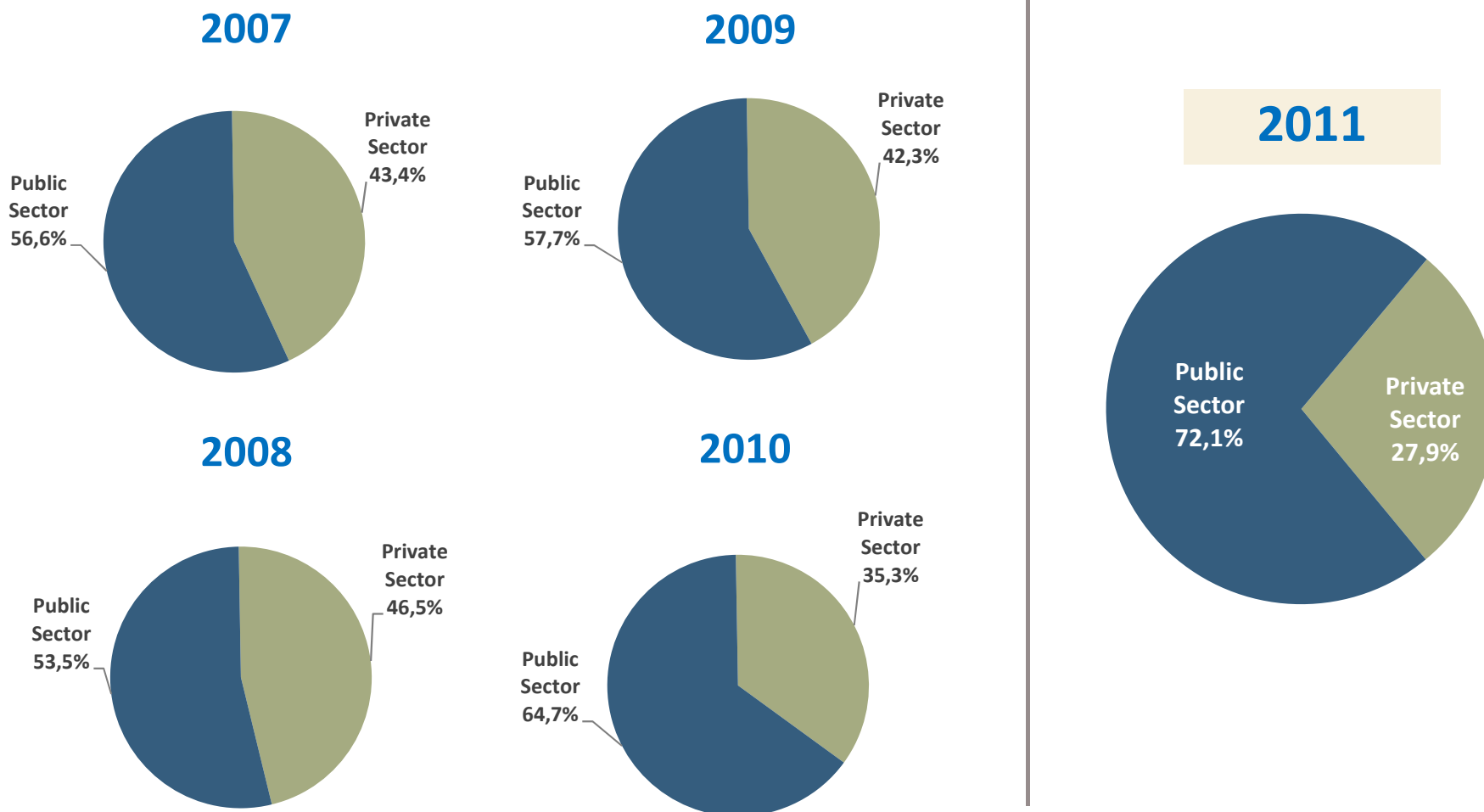
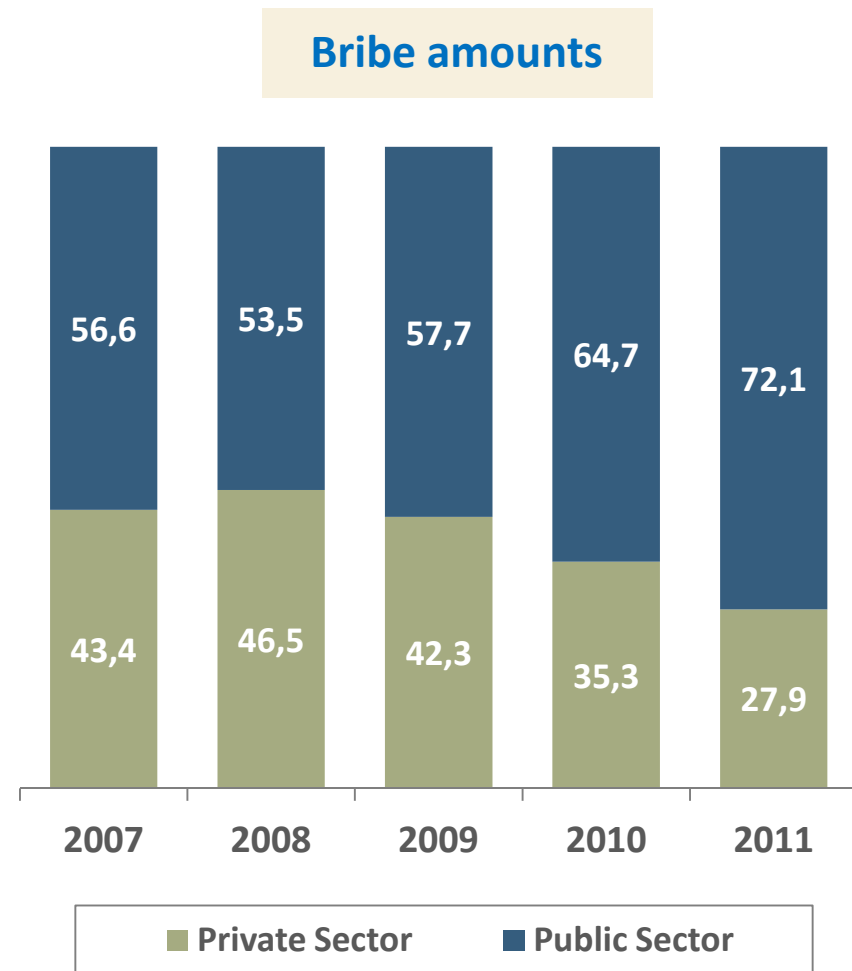
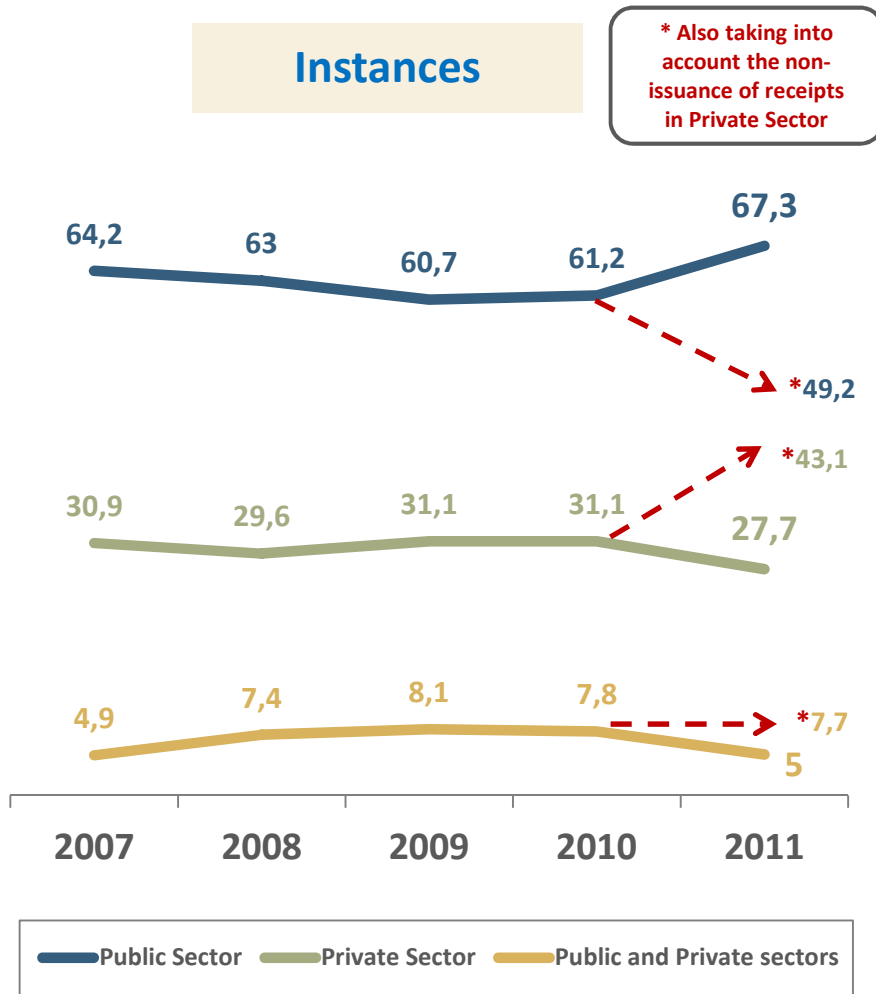


Figure 8

public issue

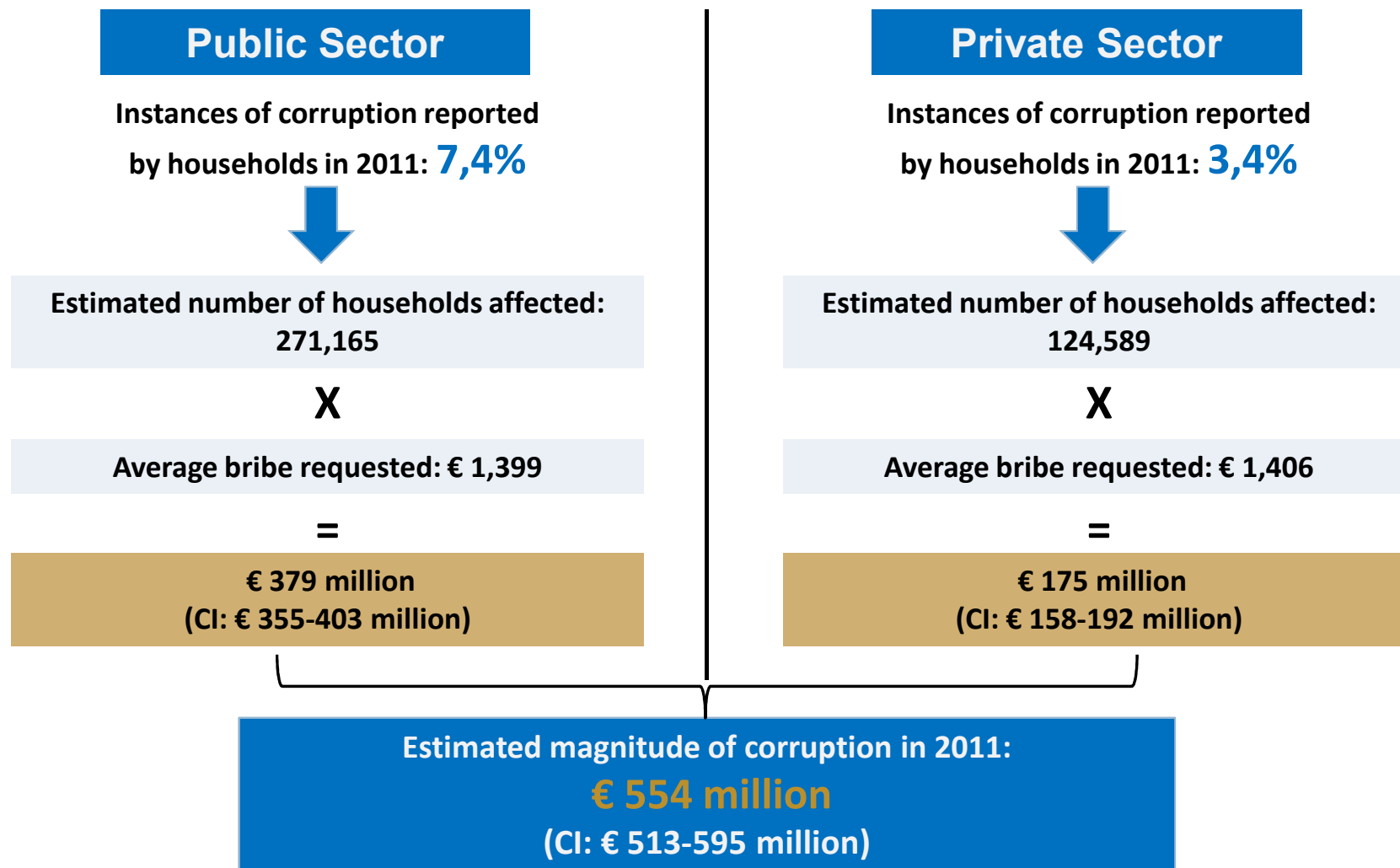
BREAKDOWN (%) OF CORRUPTION INSTANCES & BRIBES REQUESTED BY SECTOR, 2007 - 2011



ESTIMATED MAGNITUDE OF CORRUPTION IN GREECE -2011 (IN MILLION EURO)

Calculation by Public Issue based on the results of the '*National Survey on Corruption in Greece*' and the 2001 population census*

* Revised estimate of the Hellenic Statistical Authority for 2011 (Labor Force Survey – 3rd Quarter 2011)



CI: 95% confidence interval

Figure 10

ESTIMATED CHANGE IN THE MAGNITUDE OF CORRUPTION IN GREECE, 2010 - 2011 (IN MILLION EURO)

Calculation by Public Issue based on the results of the '*National Survey on Corruption in Greece*' and the 2001 population census*

* Revised estimate of the Hellenic Statistical Authority for 2011 (Labor Force Survey – 3rd Quarter 2011)

Estimated magnitude of total corruption in 2010:

€ 632 million

(CI: € 567-696 million)

Estimated magnitude of total corruption in 2011:

€ 554 million

(CI: € 513-595 million)

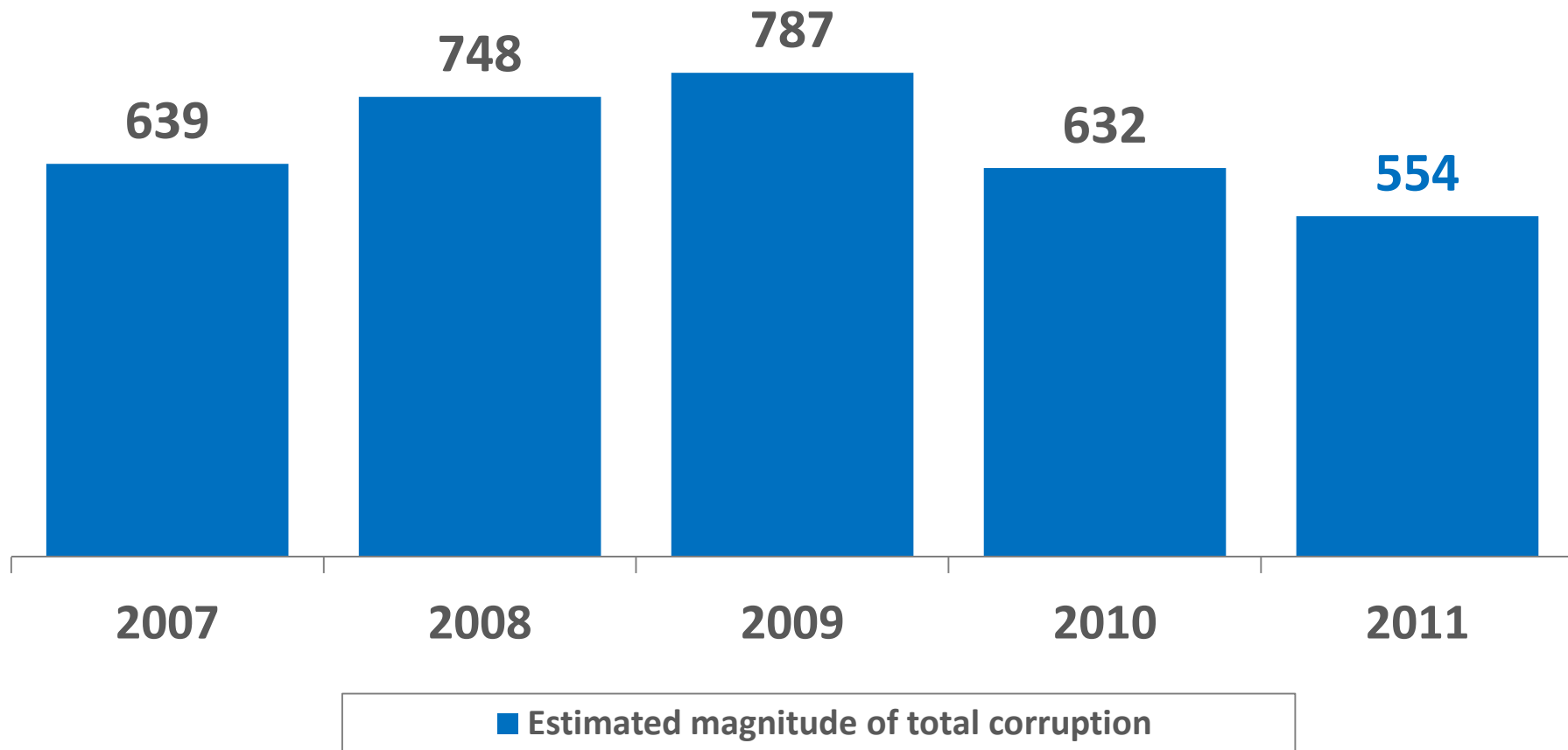
Change 2010 - 2011:

€ -78 million

ESTIMATED CHANGE IN THE MAGNITUDE OF CORRUPTION IN GREECE, 2007 - 2011 (IN MILLION EURO)

Calculation by Public Issue based on the results of the '*National Survey on Corruption in Greece*' and the 2001 population census*

* Revised estimate of the Hellenic Statistical Authority for 2011 (Labor Force Survey – 3rd Quarter 2011)



OUTCOME OF INSTANCES OF CORRUPTION 2011

Percentage (%) of respondents who paid or refused to pay the bribe demanded in the instances of corruption

Spontaneous replies of respondents

* Recorded for first time in 2011 survey

